

## STATE OF TRADE REPORT

June 2024

Country	GDP growth (year on year)		Inflation (a)		Unemployment Rate		PMI (b)			
	2023	2024 (f)	Latest	Date	Latest	Date	Feb-24	Mar-24	Apr-24	May-24
Belgium	1.4%	1.3%	2.3%	May-24	5.5%	May-24	n/a	n/a	n/a	n/a
Finland	-1.0%	-0.5%	1.5%	May-24	9.2%	Apr-24	n/a	n/a	n/a	n/a
France	1.1%	0.8%	2.5%	Jun-24	7.5%	Jun-24	47.1	46.2	45.3	46.4
Germany	-0.2%	0.2%	2.0%	May-24	5.8%	May-24	42.5	41.9	42.5	45.4
Italy	0.9%	0.9%	0.8%	May-24	6.9%	May-24	48.7	50.4	47.3	45.6
Netherlands	0.7%	0.8%	2.7%	May-24	3.7%	May-24	49.3	49.7	51.3	52.5
Spain	2.5%	2.1%	3.6%	May-24	11.7%	Apr-24	51.5	51.4	52.2	54.0
Switzerland	1.3%	1.2%	1.4%	May-24	4.3%	Mar-24	44.0	45.2	41.4	46.4
Turkiye	4.5%	3.0%	75.5%	May-24	8.5%	Apr-24	50.2	50.0	49.3	48.4
U K	0.1%	0.9%	2.0%	May-24	4.4%	Mar-24	47.5	50.3	49.1	51.2
<i>Austria *</i>	<i>-0.8%</i>	<i>0.3%</i>	<i>3.3%</i>	<i>May-24</i>	<i>4.7%</i>	<i>Apr-24</i>	<i>43.0</i>	<i>42.2</i>	<i>43.5</i>	<i>46.3</i>
<i>Czechia *</i>	<i>-0.3%</i>	<i>1.2%</i>	<i>2.8%</i>	<i>May-24</i>	<i>2.7%</i>	<i>Apr-24</i>	<i>44.3</i>	<i>46.2</i>	<i>44.7</i>	<i>46.1</i>
<i>Hungary *</i>	<i>-0.9%</i>	<i>2.4%</i>	<i>3.9%</i>	<i>May-24</i>	<i>4.4%</i>	<i>Apr-24</i>	<i>52.3</i>	<i>52.2</i>	<i>51.8</i>	<i>51.8</i>
<i>Poland *</i>	<i>0.2%</i>	<i>2.8%</i>	<i>2.8%</i>	<i>May-24</i>	<i>3.0%</i>	<i>Apr-24</i>	<i>47.9</i>	<i>48.0</i>	<i>45.9</i>	<i>45.0</i>
<i>Sweden *</i>	<i>-0.2%</i>	<i>0.2%</i>	<i>2.5%</i>	<i>May-24</i>	<i>8.4%</i>	<i>Apr-24</i>	<i>49.2</i>	<i>50.4</i>	<i>51.9</i>	<i>54.0</i>

a Inflation measured by the Consumer Price Index

f Forecast

b Purchasing Managers Index for manufacturing

Data in italics is taken from Eurostat unless stated otherwise

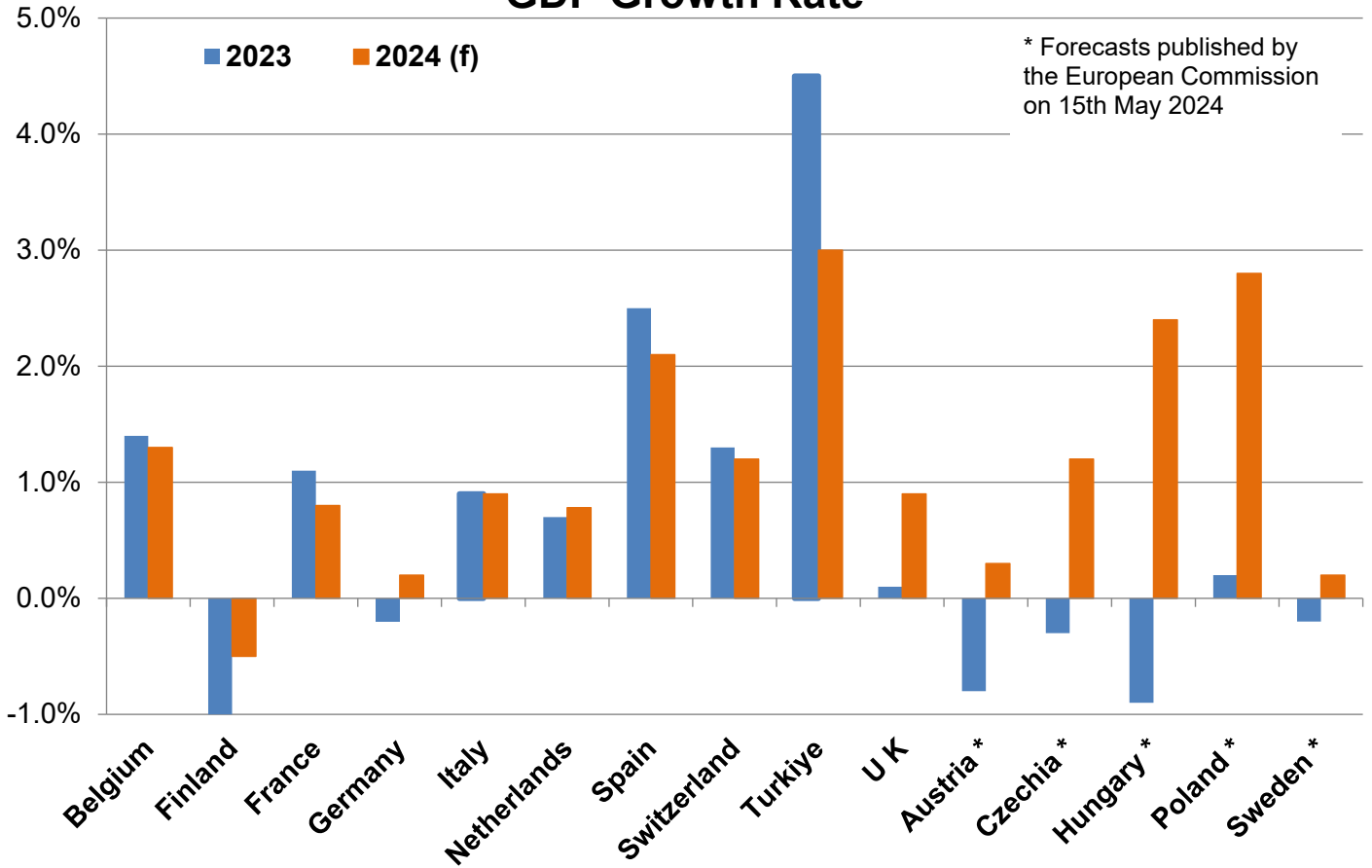
\* GDP forecasts by the European Commission, published 15th May 2024

Country	Machine Tool Market (year on year % change)		Cutting Tool Market (year on year % change)	
	2023	2024	2023	2024
Belgium	3.0%	2.0%	4.0%	6.0%
Finland	7.7%	-5% to -15%	not available	not available
France	-0.7%	not available	not available	not available
Germany	-14.6%	-6.7%	6.7%	-13.8%
Italy	-7.6%	-7.7%	2.6%	-3.0%
Netherlands	12.1%	-21.9%	8.4%	23.7%
Spain	-10.2%	DOWN	10.1%	SAME
Switzerland	5.5%	-18.0%	4.7%	-10.0%
Turkiye	11.5%	-8.0%	11.0%	-8.0%
U K	2.9%	-2.5%	13.4%	-6.0%
<i>Austria</i>	<i>not available</i>	<i>not available</i>	<i>not available</i>	<i>not available</i>
<i>Czechia</i>	<i>not available</i>	<i>not available</i>	<i>not available</i>	<i>not available</i>
<i>Hungary</i>	<i>not available</i>	<i>not available</i>	<i>not available</i>	<i>not available</i>
<i>Poland</i>	<i>not available</i>	<i>not available</i>	<i>not available</i>	<i>not available</i>
<i>Sweden</i>	<i>not available</i>	<i>not available</i>	<i>not available</i>	<i>not available</i>

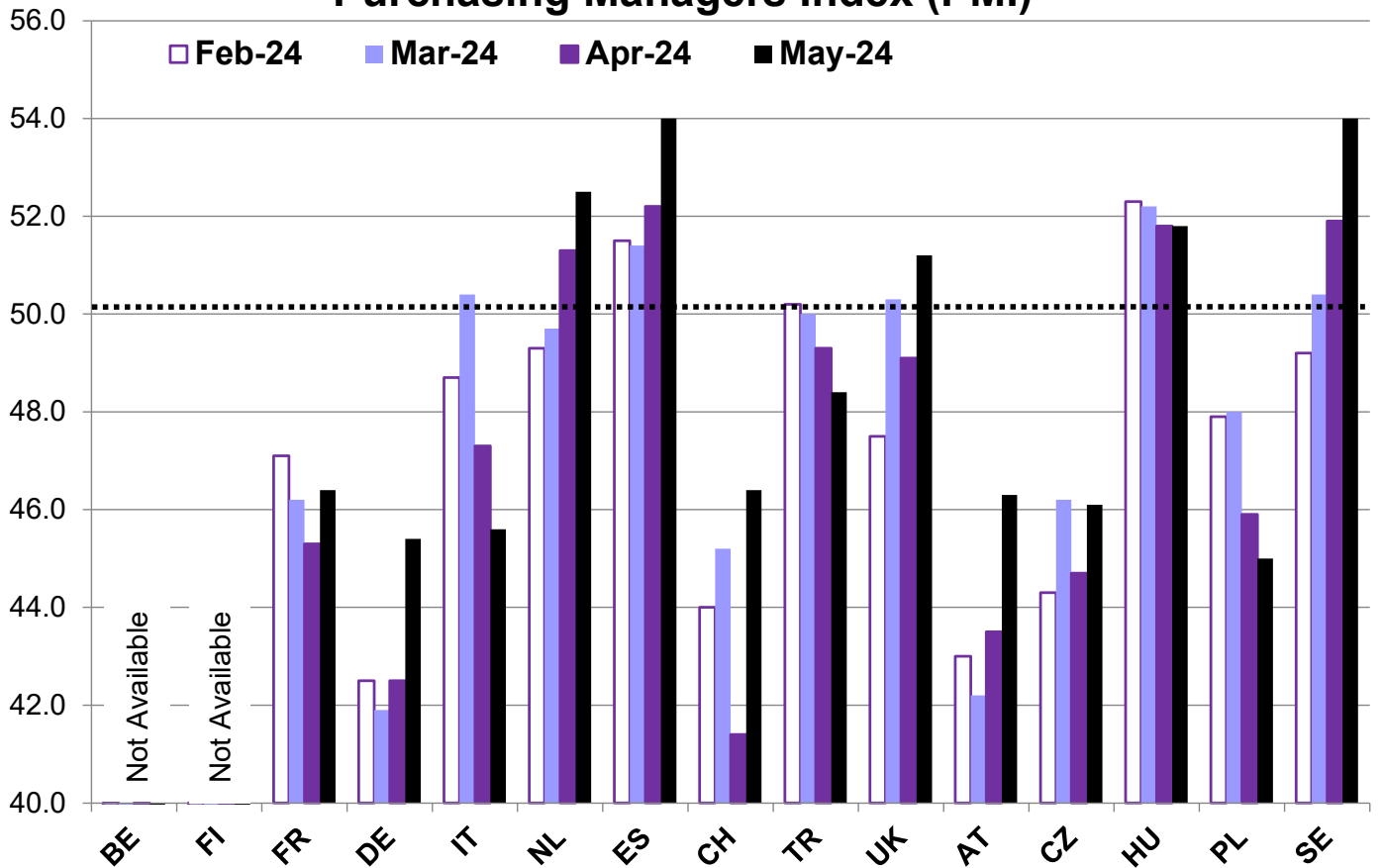
e Estimate

f Forecast

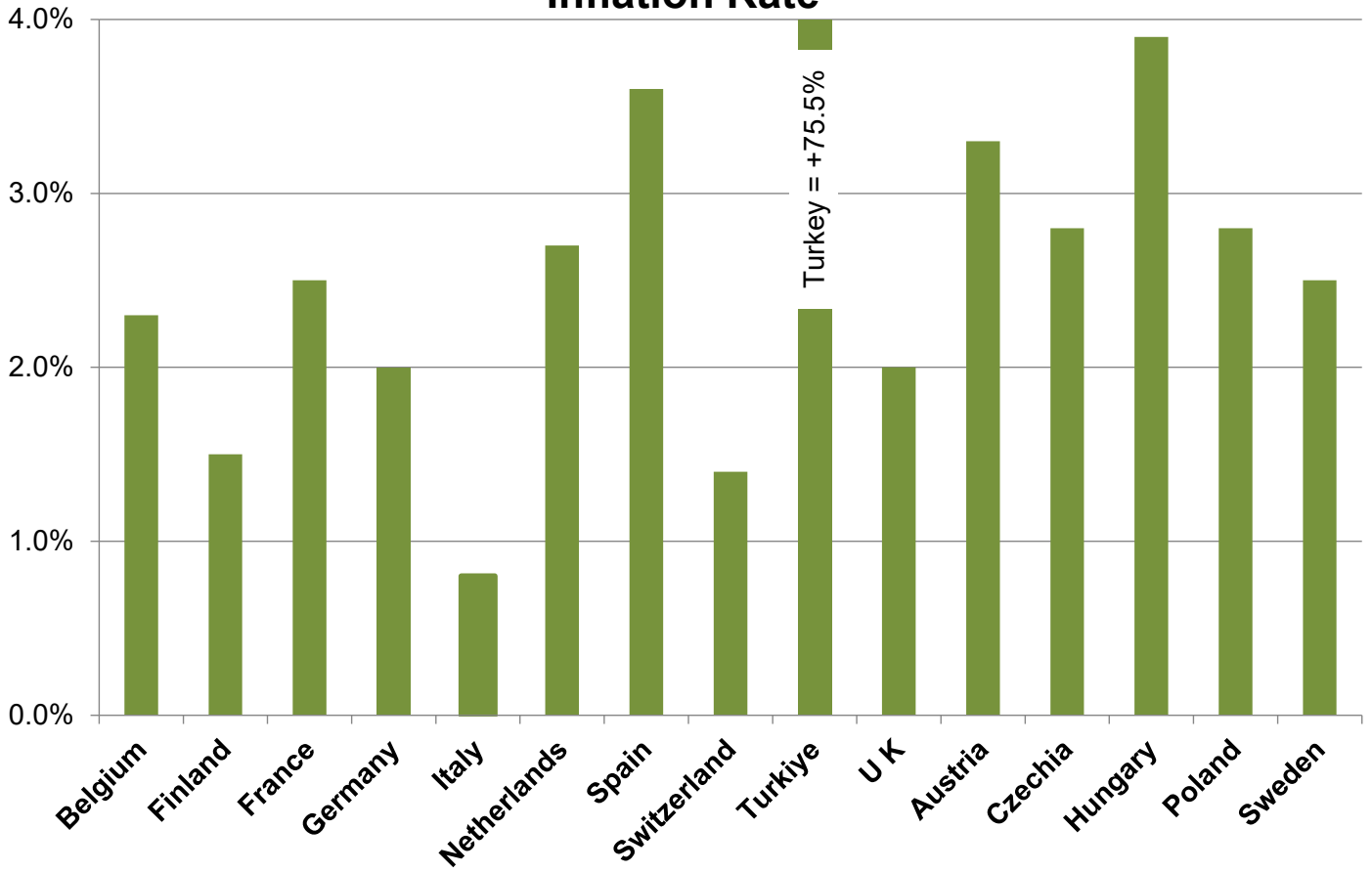
## GDP Growth Rate



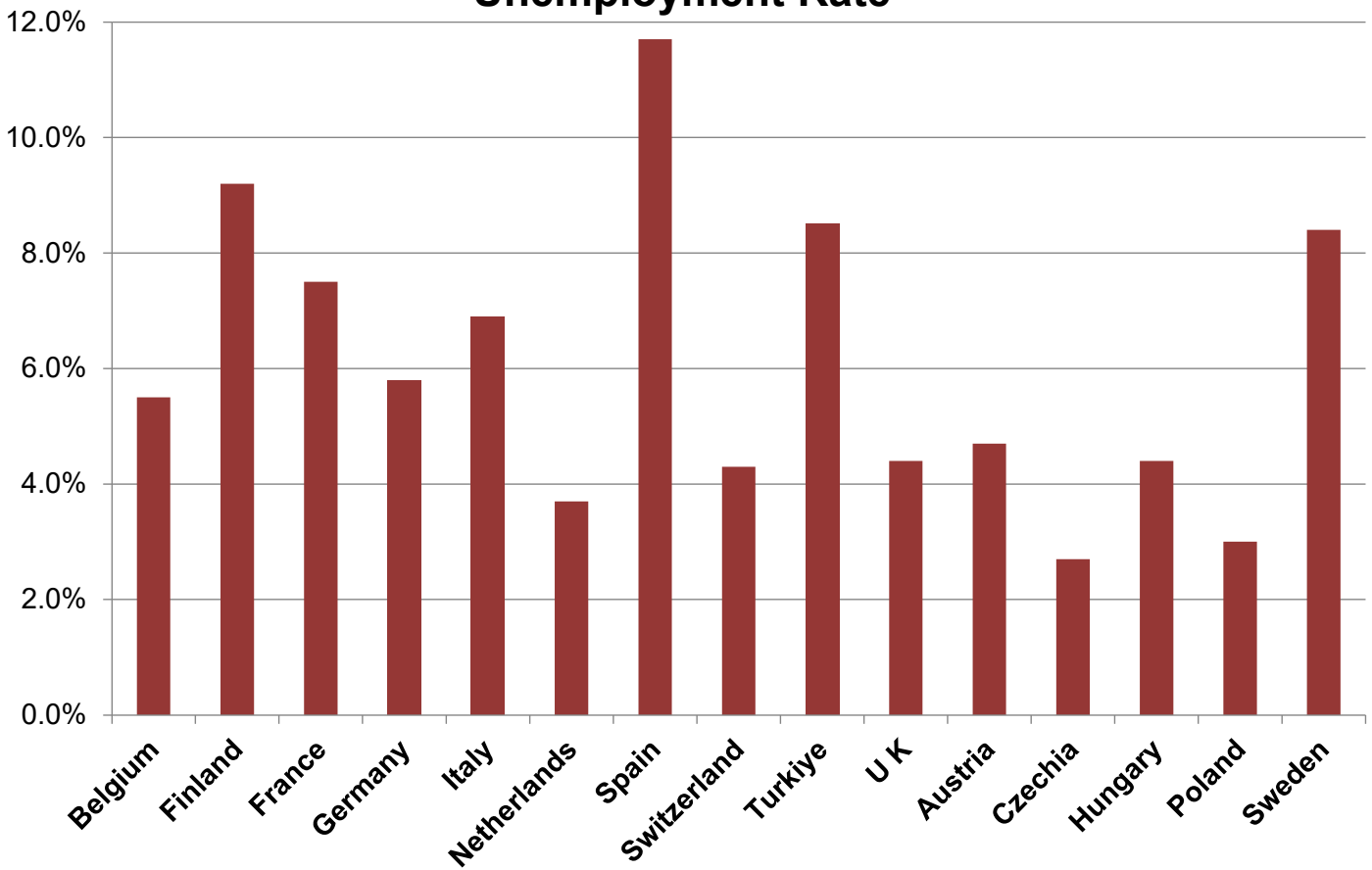
## Purchasing Managers Index (PMI)



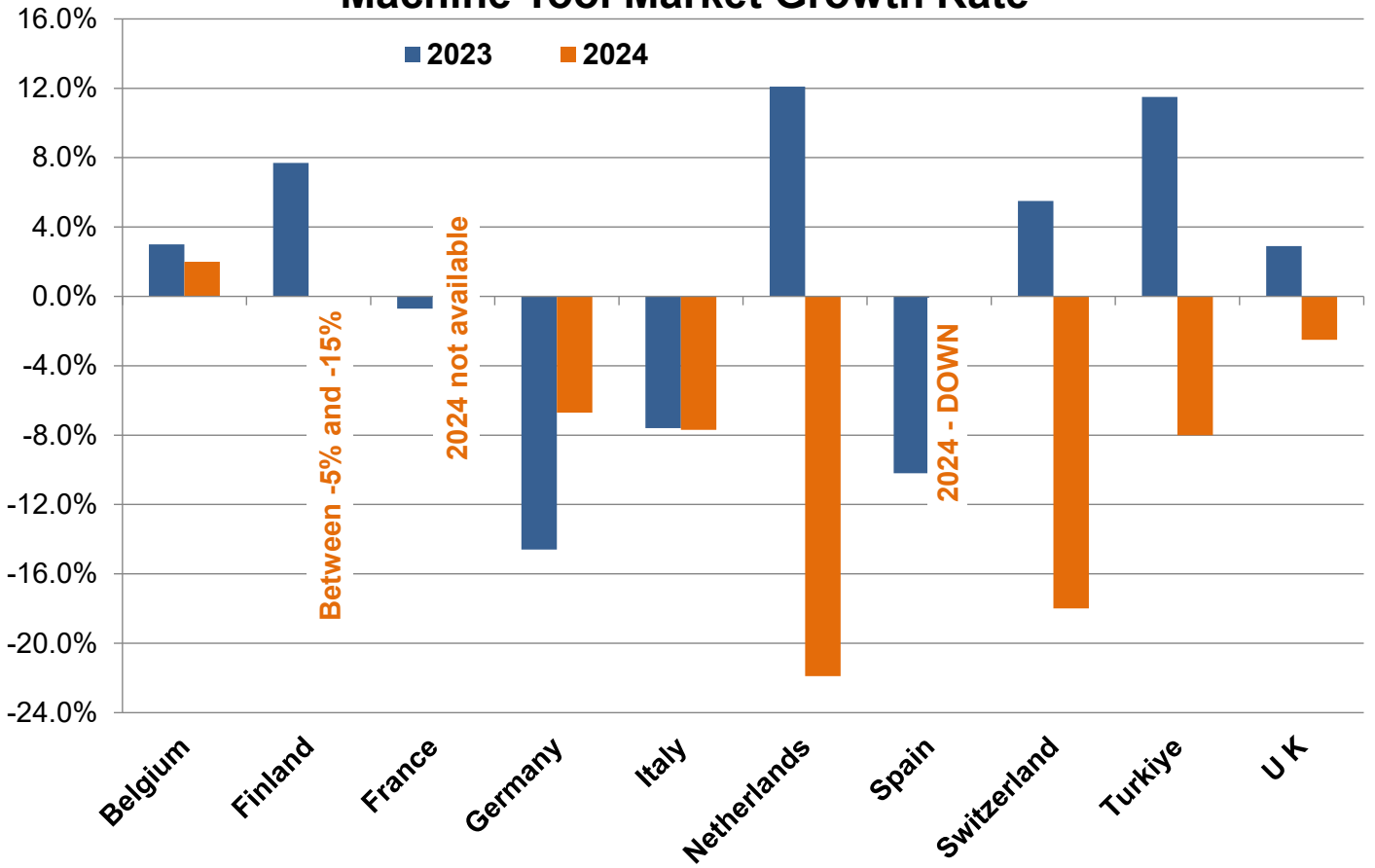
## Inflation Rate



## Unemployment Rate



## Machine Tool Market Growth Rate



2021 trend for Germany is the figure for Q1-Q3/21 compared to Q1-Q3-20

## Cutting Tool Market Growth Rate

